

# XCAPE

AN EFFICIENT EXPEDITION SEA KAYAK FOR THE DISCERNING PADDLER.


Refinement through and through. The Xcape is renowned for its stability, its predictable control in the wind, its ease of tracking and its slippery and efficient hull shape. Designed to take the hard work out of expediting, the Xcape will glide through challenging conditions and while away the miles.

## Dimensions

## Volumes

Model	Dimensions					Volumes					
	length overall	waterline length ***	width	depth	cockpit	Front	Foredeck	Day	Rear	cockpit	Total volume
XCAPE	540 cm	465 cm	55 cm	31 cm	87 x 49 cm	87 ltr	6 ltr	45 ltr	72 ltr	150 ltr	360 ltr
XCAPE-S	513 cm	447 cm	54 cm	28.5 cm	87 x 49 cm	80 ltr	6 ltr	39 ltr	70 ltr	137 ltr	332 ltr
XCAPE-X	535 cm	468 cm	57.5 cm	35.5 cm	89 x 52 cm	99 ltr	6 ltr	47 ltr	85 ltr	169 ltr	406 ltr


## FEATURES :



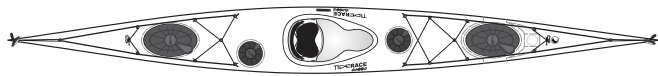
COLOURWAYS :  
For XCAPE , XCAPE-S , XCAPE-X



• Classic • Hardcore



• Classic • Hardcore



• Classic • Hardcore

• 4 hatch design includes foredeck hatch



24 cm Round hatch



Oval hatch



15 cm Foredeck hatch



20 cm Day hatch

• Standard • Forward order only

