

XPLORE-X

A HIGH PERFORMANCE EXPEDITION SEA KAYAK FOR THE ADVENTUROUS PADDLER.

The Xplore is a record breaking expedition kayak. Its generous load carrying capacity and high cruising speed have made it a favourite with adventurers all over the world. Its ability to accelerate quickly to catch a swell, along with its precise edging control make the Xplore an inspiration for the accomplished kayaker.

Dimensions

Model	length overall	waterline length ***	width	depth	cockpit
XPLORE-X	550 cm	470 cm	61 cm	35 cm	89 x 52 cm

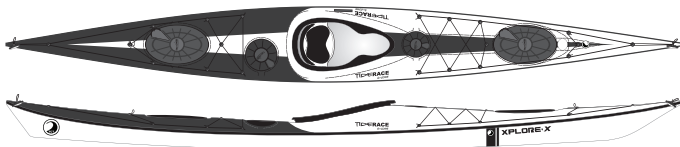
Volumes

Front	Foredeck	Day	Rear	cockpit	Total volume
105 ltr	6 ltr	50 ltr	90 ltr	179 ltr	430 ltr

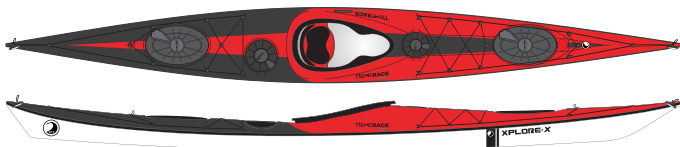
waterline *** p = paddler k = kayak



COLOURWAYS :




● G-Core ● Hardcore



● G-Core ● Hardcore



COLOURWAYS :



● Carbon Pro

FEATURES :



• Retractable Skeg



• Comfort cockpit



• Adjustable backrest



• Reflective deck elastics



• Silva 70P Compass Recess

• 4 hatch design includes foredeck hatch



24 cm
Round hatch



Oval hatch



15 cm
Foredeck hatch



20 cm
Day hatch

● Standard

● Forward order only

